



# Green Leaf Lab®

12025 NE Marx St. Portland, OR 97220  
503-253-3511 / www.greenleaflabs.com  
License#: 10029074C70

## Quality Control Testing Official Report

**MR Bubba  
KUSH**

Matrix: Hemp Products


Sample ID: G1A0383-08

Test ID: 5009863

Source ID:

Date Accepted: 01/22/21

Date Sampled: 01/22/21



**PHARMA CBD**

### Results at a Glance

Total THC : 0.2708 %

Total CBD : 4.443 %

delta 8-THC : 30.32 % **PASS**



*Brittany Wiemer*

Brittany Wiemer  
Quality Officer - 1/27/2021

All QC samples met acceptance criteria of the method; data available upon request. These results relate only to the sample included on this report. The report may not be reproduced except in full, without the written permission of Green Leaf Lab.

This is for informational testing and is not compliance testing. Lab results apply to the sample as received.



**MR Bubba  
KUSH**

Matrix: Hemp Products


Sample ID: G1A0383-08

Test ID: 5009863

Source ID:

Date Accepted: 01/22/21

Date Sampled: 01/22/21



**PHARMA CBD**

### Potency Analysis

Date/Time Extracted: 01/26/21 09:54

Analysis Method/SOP: 215

Batch Identification: 2105012

Cannabinoids	LOQ (%)	mg/g	Cannabinoids Profile	
Total THC	0.0748	2.708		
Total CBD	0.0781	44.43		
THCA	0.1081	3.088		
delta 9-THC	0.0748	< LOQ		
delta 8-THC	0.4893	303.2		
THCV	0.0734	< LOQ		
THCVA	0.1099	< LOQ		
CBD	0.0781	0.923		
CBDA	0.1076	49.6		
CBDV	0.0755	< LOQ		
CBDVA	0.1038	< LOQ		
CBN	0.0678	< LOQ		
CBG	0.3157	5.269		
CBGA	0.4184	111		
CBC	0.0990	3.067		

Cannabinoid	mg/g
THCA	0.3
delta 8-THC	30.3
CBGA	11.1
CBDA	5.0
CBD	0.1
CBG	0.5
CBC	0.3
<b>Total</b>	<b>47.6</b>

Total THC = delta 9-THC + (THCA \* 0.877)

Total CBD = CBD + (CBDA \* 0.877)

Total CBG = CBG + (CBGA \* 0.878)

LOQ=Limit of Quantification, the lowest measurable concentration of an analyte.



*Brittany Wiemer*

Brittany Wiemer  
Quality Officer - 1/27/2021




All QC samples met acceptance criteria of the method; data available upon request. These results relate only to the sample included on this report. The report may not be reproduced except in full, without the written permission of Green Leaf Lab.

This is for informational testing and is not compliance testing. Lab results apply to the sample as received.



### Quality Control Potency



#### Batch: 2105012 - 215-Products

Blank(2105012-BLK1)						
Analyte	Result	LOQ	Units	%Recovery Limits	Extracted	Analyzed
THCA	< LOQ	0.0221	%		01/26/21 09:54	01/27/21 02:30
delta 9-THC	< LOQ	0.0153	%		01/26/21 09:54	01/27/21 02:30
THCV	< LOQ	0.0150	%		01/26/21 09:54	01/27/21 02:30
THCVA	< LOQ	0.0224	%		01/26/21 09:54	01/27/21 02:30
CBD	< LOQ	0.0159	%		01/26/21 09:54	01/27/21 02:30
CBDA	< LOQ	0.0220	%		01/26/21 09:54	01/27/21 02:30
CBDV	< LOQ	0.0154	%		01/26/21 09:54	01/27/21 02:30
CBDVA	< LOQ	0.0212	%		01/26/21 09:54	01/27/21 02:30
CBN	< LOQ	0.0138	%		01/26/21 09:54	01/27/21 02:30
CBG	< LOQ	0.0161	%		01/26/21 09:54	01/27/21 02:30
CBGA	< LOQ	0.0213	%		01/26/21 09:54	01/27/21 02:30
CBC	< LOQ	0.0202	%		01/26/21 09:54	01/27/21 02:30

Reference(2105012-SRM1)						
Analyte	% Recovery	LOQ	Units	%Recovery Limits	Extracted	Analyzed
delta 9-THC	98.2	0.0153	%	80-120	01/26/21 09:54	01/27/21 02:52
CBD	101	0.0159	%	80-120	01/26/21 09:54	01/27/21 02:52



*Brittany Wiemer*

Brittany Wiemer  
Quality Officer - 1/27/2021

All QC samples met acceptance criteria of the method; data available upon request. These results relate only to the sample included on this report. The report may not be reproduced except in full, without the written permission of Green Leaf Lab.

This is for informational testing and is not compliance testing. Lab results apply to the sample as received.